

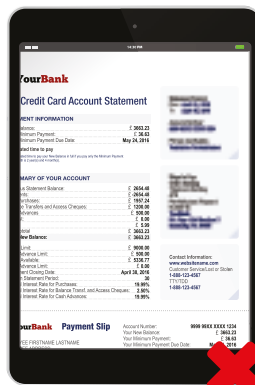
HOW TO CAPTURE EVIDENCE CORRECTLY

OUR EXCITING NEW BUSINESS TABLET APP ALLOWS ADVISERS TO PHOTOGRAPH SUPPORTING EVIDENCE ON THEIR TABLET DEVICE CAMERA AND CERTIFY IT WITH AN ON-SCREEN SIGNATURE. THIS ELIMINATES THE NEED TO SEND US HARD COPIES BY EXPENSIVE AND TIME-CONSUMING COURIERS.

However, the supporting evidence is a crucial part of our new business acceptance process, so there are strict requirements on the quality and format of the photographs you can supply. This flyer provides helpful hints on getting your documents photographed and uploaded right first time.



Image too far away




Detail cut off



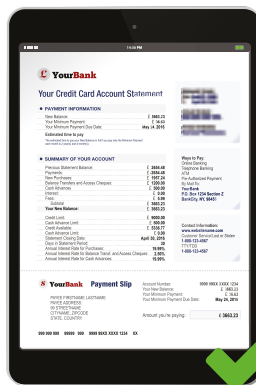
Frame not filled



Out of focus



Too dark



Good size, frame filled

If the photos are not clear or of sufficient quality, we cannot accept the application and it will significantly delay us being able to issue the plan.

REQUIREMENTS

Before you can begin using our new business app you will need:

- an RL360 Online Services account, with tablet app permission and suitable certifier permission
- an Apple iPad. You will need an iPad 3 or newer, operating a minimum of iOS 9.35
- to download the RL360 new business app from the Apple Store



We can only accept digitally signed applications and certified supporting documents via our new business tablet app.

Download the app for free at the Apple Store.

For more help, view our training video:
www.youtube.com/c/rl360
 or contact us at
websupport@rl360.com

IMPORTANT NOTE

For financial advisers only. Not to be distributed to, nor relied on, by retail clients.